DOCUMENT DETAILS V2	
Product:	iGrip Magsafe Car Air Vent Wireless Charger
Type:	User Manual
Date Updated:	28-05-2025

F R O N T

AMKETTE

iGrip Magsafe Car Air Vent

Wireless Charger

Read Me First

QUICK START GUIDE

IN THE BOX

- Hook Air Vent Mount + MagSafe Charging Phone Holder
- Type C - C Cable*
- MagSafe Ring
- Centering Scale
- Docs

*USB-C charger is not included in the box. Please use a compatible USB-C charger to power the Wireless charger.

KNOW YOUR PRODUCT

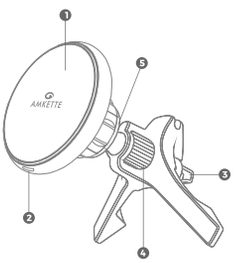

1. **MagSafe Charger**
2. **PD Type C Input**
3. **AC Vent Clamp**
4. **Hook Tightening Dial**
5. **Adjustable Ball Joint**

GETTING STARTED WITH IGRIP MAGSAFE CHARGER

USAGE INSTRUCTIONS

- Installation: Simply attach the product to the air vent of your car by inserting the clip into the vent slats and securing it in place.
- Wireless Charging: Place your MagSafe Qi-enabled smartphone onto the MagSafe charger. The magnets will securely hold your phone in place during charging.
- Adjustment: Use the adjustable ball joint to rotate and tilt the phone holder to your desired viewing angle. Whether you prefer landscape or portrait orientation, you can customise the position for maximum convenience.

INSTALLATION

STEP-1

Loosen the mount by rotating the Hook tightening dial.

STEP-2

Place the charger on Air-vent and ensure that the hook catches the Air vent.

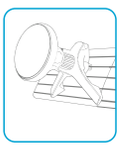

STEP-3

Tighten the dial till the mount gets firmly attached with the Air vent.

STEP-4

Connect the MagSafe charger with C-C cable to the compatible USB-C car charger.

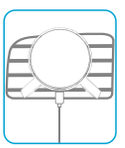

GETTING YOUR PHONE READY FOR MAGSAFE :

FOR IPHONES X AND NEWER VERSIONS WITHOUT A CASE

Ready To Go Now!

FOR IPHONES X AND NEWER VERSIONS WITH A CASE
OR
FOR ANY PHONE THAT SUPPORTS Qi CHARGING

1. USE A MAGSAFE CASE

Recommended
For the best experience we strongly recommend you purchase a "MagSafe Case" for your phone.

2. USE THE PROVIDED METAL RING

Ready To Go Now!
To get you started right away - use the provided centering scale to stick the provided metal ring to the back of your phone or back of the case.

INSTALLING THE MAGNETIC RING ON YOUR PHONE OR CASE

- Recommend to install the ring on the outside of the case.
- In most phones the wireless charging coil is located at the back centre of the phone.
- Use the provided **Centering Scale** to find the centre of your phone.

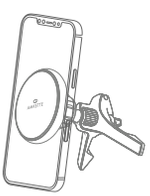

TECHNICAL SPECIFICATIONS

Input: 9V/2A, 5V/2A	**Charging Coils:** 1
Output: 9V/1.2A, 9V/1.67A, 5V/1A	**Charging Distance:** 3-6 mm
MagSafe: Yes	**Product Material:** ABS, Metal
Charging Efficiency: >80%	**Cable:** USB C-C Cable
Compatibility: All Wireless Charging Phones	

TROUBLESHOOTING

- The back of your phone should be free from any obstructions including credit cards, metal objects etc.
- Place your phone directly on the centre of the charging pad. This allows the charging coil on your phone to line up with the coil on the charger.
- The wireless charging coil on some phones (e.g Sony) is located just below the centre.
- Try swapping the Vertical and Horizontal placement of your phone.
- Ensure that the charger is securely connected to the car's power source.
- Ensure the Wireless charger is connected exclusively to a PD charger.

WARRANTY STATEMENT

Amkette's iGrip Magsafe Car Air Vent Wireless Charger is backed by a 1 Year performance warranty against any manufacturing defects in material or workmanship from the date of original purchase. This warranty entitles the purchaser to get the product repaired or replaced at its discrete under the following conditions:

- The warranty applies to the original purchaser. Proof of original purchase is required.
- The warranty does not cover the damage caused by misuse, abuse or improper storage.
- In no event shall Amkette be responsible for any direct, incidental, consequential or other damages of any kind.

Please contact our Customer Support Line and/or send the defective product, together with the proof of purchase to our Customer Care Service Center to avail warranty service. Return charges will be paid by us.

CUSTOMER CARE SERVICE CENTRE

Amkette House, C-64 / 4, Okhla Phase - II, New Delhi - 110020

1800-11-9090 (Toll Free) (9:30 AM - 6:00 PM) Mon - Sat
+91 9312691448 (9:30 AM - 6:00 PM) Mon - Sat
techsupport@amkette.in

For Hassle Free Service Register your product online at www.amkette.com/register

B A C K