

DOCUMENT DETAILS V1	
Product:	Flow S Dual Scroll
Type:	User Manual
Date Updated:	31-12-2025
Paper Type	250 GSM Thick Card

XS Flow S QSG

Front

Specifications

Mouse IC	Instant S201
Connection Type	2.4G and Bluetooth
Devices	3x Bluetooth + 1x 2.4G
DPI	400 / 800 / 1600 / 2400 / 3200
Buttons	7 Buttons
Battery	500mAh Rechargeable
On/Off Switch	Yes
Product Weight	95g
Product Dimensions	106 x 73 x 68 mm

Compatible OS

Warranty

Amkette Flow S Dual Scroll Rechargeable Bluetooth Mouse is backed by a 1 year performance warranty against any manufacturing defects in material or workmanship from the date of original purchase. This warranty entitles the purchaser to get the product repaired or replaced at its discretion under the following conditions:

The warranty applies to the original purchaser. Proof of original purchase is required.

The warranty does not cover the damage caused by misuse, abuse or improper storage.


In no event shall Amkette be responsible for any direct, incidental, consequential or other damages of any kind.

Please contact our Technical Support Line and/or send the defective product, postage pre-paid, together with the proof of purchase to our Customer Care Service Center to avail warranty service. Return charges will be paid by us.

Customer Care

Amkette House, C-64/4, Okhla Phase - II, New Delhi - 110020
 (930 AM - 6:00 PM) +91 9312691448
 (9:30 AM - 6:00 PM) techsupport@amkette.in
 www.amkette.com/register

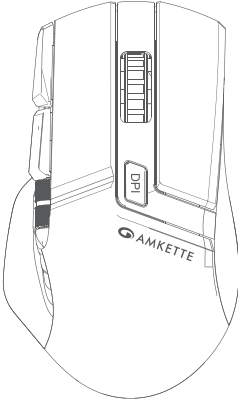
-4- For Hassle Free Service Register Your Product



Flow S

Dual Scroll Rechargeable Bluetooth Mouse

QUICK START GUIDE



Connection Guide

Connecting via Bluetooth

PAIRING

CONNECTING

Search and Connect on your device

DEVICE SWITCHING

-2-

- Bluetooth indicator lights: Blue LEDs indicate Bluetooth mode. BT1 is shown on the 2nd LED, BT2 on the 3rd LED, and BT3 on the 4th LED, displaying pairing, reconnecting, and successful connection status.
- When switching Bluetooth modes, the selected Blue LED turns on and blinks slowly while the mouse attempts to reconnect to the last paired device.
- If no device is detected within 10 seconds, the same Blue LED blinks rapidly to indicate pairing mode.
- After successful pairing, the Blue LED remains solid for 2 seconds and then turns off.

Power Saving Modes

- The mouse enters standby mode after 1 minute of inactivity and wakes instantly when moved.
- The mouse enters deep sleep mode after 10 minutes of inactivity and wakes by clicking any button.


Pre-Programmed DPI Levels

400 / 800 / 1600 / 2400 / 3200

Press the DPI button to toggle between the pre-programmed DPI levels.

Connection and Video Guide

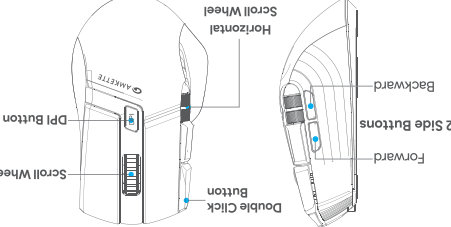
For the complete Product Guide, please scan this QR code.



-3-

NOTE: If you need to re-pair the nano receiver with the mouse, switch to 2.4G mode, then long-press the Mode Switch button until the green LED blinks rapidly (pairing mode). Plug in the receiver to complete pairing.

Know Your Mouse



What's in the Box

- Wireless Mouse
- USB 2.4G Receiver
- 30 Cm Type-C Charging Cable
- Docs