DOCUMENT DETAILS V1	
Product:	Phantom Air Wireless BK
Type:	User Manual
Date Updated:	30-12-2025
Paper Type	250 GSM Thick Card

PHANTOM AIR WIRELESS

Front

EVOFOX

PHANTOM AIR WIRELESS

ULTRA-LIGHT PROGRAMMABLE
RGB GAMING MOUSE

QUICK START GUIDE

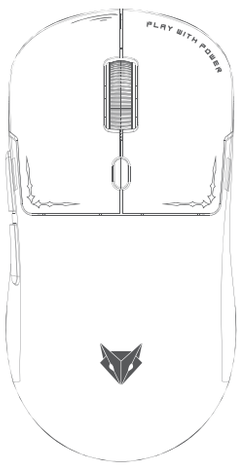

Back

Know Your Mouse

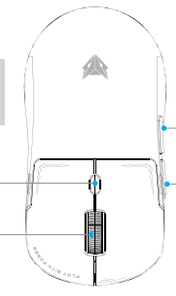

- **Scroll Wheel**
- **DPI Button**
- **2 Side Buttons**
  - Forward
  - Backward

Note: Press DPI + Forward button to toggle RGB modes.

What's in the Box

- Phantom Air Wireless Mouse
- USB 2.4G Receiver
- 1.5m Braided Type-C Cable
- Docs

Connection Guide

Connecting via Bluetooth

- On switching modes, the RGB indicator will turn blue and blink slowly while attempting to reconnect to the last paired device.
- If no device is detected within 7 seconds, the RGB indicator will blink rapidly to indicate pairing mode.
- After successful pairing, the RGB indicator will remain solid blue for 2 seconds and then turn off.
- To switch between BT1 and BT2, simply press the Device Switch button at the back once.

NOTE: To force pair the mouse, long press the Device Switch button until the RGB indicator starts blinking rapidly

NOTE: In Bluetooth mode, the polling rate is limited to 133Hz

Connecting via 2.4G

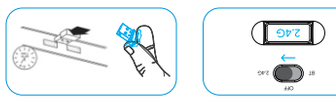

NOTE: To re-pair the dongle with the mouse, long press the Device Switch button until the indicator light blinks rapidly, then connect the receiver.

Connecting via Cable

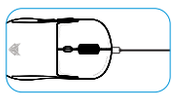

NOTE: If the mouse is connected via cable, it will automatically switch to wired mode, and other modes will be disabled.

Pre-Programmed DPI Levels

600 / 1600 / **3200** / 6400 / 10000 / 12800 DPI

The mouse comes with pre-programmed DPI levels which can be customized through software.

Polling Rates

- **2.4GHz Mode:** Default polling rate is 500Hz for power saving. It can be adjusted up to 1000Hz through the software.
- **Wired Mode:** The polling rate is set to 1000Hz by default, though it can be adjusted through the software as per user preference.
- **Bluetooth Mode:** Fixed at 133Hz for stable wireless performance.

Installation and Video Guide of the Software

Scan the QR and Watch Quick Tutorial Videos.

Download the Application by visiting **https://www.amkette.com/qr/phantom-air-wireless-help**

The Software lets you customise all Buttons, create complex macros, and visually control backlighting

Specifications

Interface	Wired + 2.4GHz + Bluetooth x 2
Mouse Sensor	Instant S203
Buttons	6 + 2 Bottom Buttons
DPI Range	600 – 1600 – **3200** – 6400 – 10000 – 12800
Polling Rate	125 / 250 / 500 / 1000Hz 2.4G-500Hz BT-133Hz Wired-1000Hz
Software Support	Yes (Works in Wired & 2.4G only)
Switch Type	Huano 10 Million (Left/Right)
Acceleration	20G
FPS	4800 FPS
IPS	60 Inch/Sec
Battery Capacity	500mAh Rechargeable Battery
Dimension	124 x 64 x 40 mm
Weight	69g

Warranty

Amkette EvoFox Phantom Air Wireless Ultra-light Programmable RGB Gaming Mouse is backed by a 1 year performance warranty against any manufacturing defects in material or workmanship from the date of original purchase. This warranty entitles the purchaser to get the product repaired or replaced at its discretion under the following conditions:

The warranty applies to the original purchaser. Proof of original purchase is required.

The warranty does not cover the damage caused by misuse, abuse or improper storage.

In no event shall Amkette be responsible for any direct, incidental, consequential or other damages of any kind.

Please contact our Technical Support Line and/or send the defective product, postage pre-paid, together with the proof of purchase to our Customer Care Service Center to avail warranty service. Return charges will be paid by us.

Customer Care

Amkette House, C-64/4, Okhla Phase – II, New Delhi – 110020

1800-11-9090 (Toll Free)
(9:30 AM - 6:00 PM)

+91 9312691448
(9:30 AM - 6:00 PM)

Email techsupport@amkette.in

For Hassle Free Service Register Your Product

www.amkette.com/register