

## TROUBLESHOOTING

### Why isn't the speaker connecting to the phone?

- Ensure it is in BT mode (short press the Power button to switch).
- Select "Amkette SleepTec N100" from the phone's Bluetooth list.
- Hold the timer button for 2-3 seconds to pair a new device.

### Why is there no sound?

- Check the volume using the Volume + / - buttons.
- Ensure the correct mode is selected: White Noise, Music, or BT.
- In BT mode, check the phone's media output and volume settings.

### Why isn't the night light working?

- Tap the Light button to cycle through brightness levels.
- Recharge the device if the light is off or the battery is low.
- Long press = OFF, short press = Cycle.

### Why isn't the speaker charging?

- Use the included Type-C cable with a 5W+ power adapter.
- Confirm charging by checking the indicator LED.

### Why didn't the sleep timer work?

- Press the timer button repeatedly (15 → 30 → 60 → OFF).
- Check LED to confirm timer is active.

## WARRANTY STATEMENT

Amkette SleepTec Sleep Speaker N100 is backed by a 1 Year performance warranty against any manufacturing defects in material or workmanship from the date of original purchase. This warranty entitles the purchaser to get the product repaired or replaced at its discretion under the following conditions:

- The warranty applies to the original purchaser. Proof of original purchase is required.
- The warranty does not cover the damage caused by misuse, abuse or improper storage.
- In no event shall Amkette be responsible for any direct, incidental, consequential or other damages of any kind.

Please contact our Customer Support Line and/or send the defective product, together with the proof of purchase to our Customer Care Service Center to avail warranty service. Return charges will be paid by us.

## CUSTOMER CARE SERVICE CENTRE

Amkette House, C-64 / 4, Okhla Phase - II, New Delhi - 110020

1800-11-9090 (Toll Free)  
(9:30 AM - 6:00 PM) Mon - Sat

techsupport@amkette.in

+91 9312691448  
(9:30 AM - 6:00 PM) Mon - Sat

For Hassle Free Service Register your product  
online at [www.amkette.com/register](http://www.amkette.com/register)

-4-

## WHAT'S IN THE BOX



## OVERVIEW

### 1. Sound Library

The Amkette SleepTec Sleep Speaker includes a total of 24 options:

- 16 White Noises
- 8 Music Tracks

Press the Sound Mode button repeatedly to cycle all sounds. The selected sound plays until changed or stopped manually.

### 2. Timer Function

Press Timer to select duration: 15 → 30 → 60 mins → OFF. After time ends, audio and light turn off automatically.

### 3. Night Light Control

Press the Light button to switch through 6 brightness levels. Hold the button longer to turn off the light.

### 4. Bluetooth Mode

To switch to Bluetooth, click the Power button once. Then pair your phone with "Amkette SleepTec N100" via Bluetooth. Now play music or audio wirelessly from your device.

## GETTING STARTED

- Fully charge the Speaker using the supplied Type-C cable (3-4 hours recommended).
- Once powered on, the Speaker begins in last used mode.
- Press the music or white noise button to change the sound or press the power button for Bluetooth mode.

Keep the Sleep Speaker OFF for faster charging.

## POWER ON / OFF

### POWER ON

Press and Hold the Power Button until the indication light turns on.

### POWER OFF

Press and Hold the Power Button until the indication light turns off.

When powered on, the Speaker starts in the last used mode.

## SOUND LIBRARY

White Noise - Choose from a variety of soothing Sounds.

- |               |                      |                 |
|---------------|----------------------|-----------------|
| 1 White Noise | 7 Train              | 13 Brook        |
| 2 Brown Noise | 8 Book & Pencil      | 14 Wind         |
| 3 Pink Noise  | 9 Rain- Lakeside     | 15 Summer Night |
| 4 Fan         | 10 Rain-Under a Tree | 16 Fire         |
| 5 Hair Dryer  | 11 Birds             |                 |
| 6 Clock       | 12 Wave              |                 |

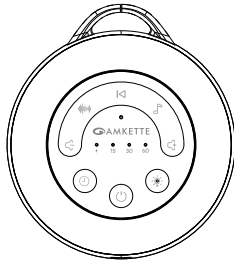
-2-



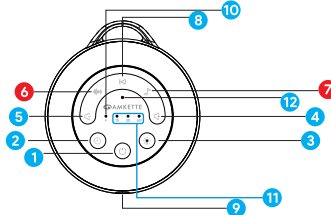
# SleepTec

SLEEP SPEAKER N100

## QUICK START GUIDE



## KNOW YOUR SPEAKER



- |                |                              |
|----------------|------------------------------|
| 1 Power button | 7 Music                      |
| 2 Timer        | 8 Previous Sound             |
| 3 Night Light  | 9 Charging USB C Port        |
| 4 Volume +     | 10 Charging Indication Light |
| 5 Volume -     | 11 Timer Indication Lights   |
| 6 White Noise  | 12 Indication Light          |

-1-

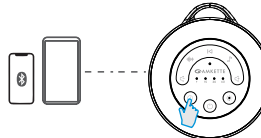
Music - Choose from a variety of Music Tracks.

Comforting lullabies and child-friendly effects to help little ones drift off peacefully.

- |                      |                  |
|----------------------|------------------|
| 1 Baby Heart Monitor | 5 Little Star    |
| 2 HeartBeat          | 6 Brahms Lullaby |
| 3 Shoo               | 7 Kevin Lullaby  |
| 4 Nighty Night       | 8 Guitar         |

## BLUETOOTH PAIRING

- When powered on, the Speaker starts in the last used mode.
- To switch to Bluetooth, press the power button once.
- Select "Amkette SleepTec N100" on your device else it will auto-connect to the last device.
- For force pairing mode, press and hold the Timer button for 2-3 seconds.



## TECHNICAL SPECIFICATIONS

Bluetooth	v5.3
Chipset	JL SZY86F
Speaker Output	5W
Driver Size	40mm
Transmission Range	Upto 10m
Battery Capacity	1200mAh
Inbuilt Sounds Playtime	100+ Hours*
BT Mode Playtime	18.5 Hours*
Charging Time	3 to 4 Hours**
Timer	15, 30 and 60 Minutes
Frequency Response	100Hz to 20KHz
Sound Effects	24
Night Light	6 Levels
Dimensions	98 x 109 x 49 mm
Weight	230gm

\* At 50% Volume, with light OFF.

\*\* Charging time may vary based on the power source and charging environment.

-3-