

DOCUMENT DETAILS <div>V1</div>	
Product:	XS Natural
Type:	QSG
Date Updated:	24-07-2025

### TROUBLESHOOTING & TIPS

#### Mouse not connecting via Bluetooth?

- Ensure it's in Bluetooth mode (blue light)
- Hold the mode button until it blinks to enter pairing
- Retry from your device's Bluetooth settings

#### Mouse not responding?

- Turn OFF and ON using the switch
- Recharge the mouse using the Type-C cable
- Try another USB port (for 2.4GHz)

#### Cursor movement is lagging or inconsistent?

- Make sure the surface is clean and non-reflective
- Fully charge the mouse
- Avoid metal or glossy desks

#### Horizontal scroll not working smoothly?

- Clean the scroll wheel and check for obstructions
- Confirm app supports horizontal scrolling

#### Mouse disconnects frequently?

- Ensure you're within 10 meters of the connected device
- Remove interference from other wireless devices (Wi-Fi routers, USB hubs)
- Re-pair the mouse if the issue persists

#### Battery draining too quickly?

- Avoid using the mouse while charging for optimal battery health
- Ensure the mouse is turned OFF when not in use for long periods

#### Device not switching properly?

- Wait 1–2 seconds after pressing the mode switch button
- Check for blinking light to confirm the selected mode

### POWER SAVING MODE

The XS Series Natural Dual Scroll Rechargeable Bluetooth Mouse utilizes the energy-efficient 2.4GHz wireless radio frequency and Bluetooth. With its smart power-saving feature, the mouse automatically enters sleep mode if left idle for 10 minutes. Simply click a button to wake it up.

### SPECIFICATIONS

Connection Type	:	Bluetooth and USB 2.4GHz
Devices	:	3 (2x Bluetooth and 1x USB 2.4GHz)
DPI	:	400-800-1600 (Default)-2400-3200
Buttons	:	7
Battery	:	800mAh
On/Off Switch	:	Yes
Product Weight	:	96g
Product Dimensions	:	106 x 73 x 68mm

### WARRANTY STATEMENT

Amkette XS Series Natural Dual Scroll Rechargeable Bluetooth Mouse is backed by a 1 Year performance warranty against any manufacturing defect in material or workmanship from the date of original purchase. This warranty entitles the purchaser to get the product repaired or replaced at its discrete under the following conditions:

- The warranty applies to the original purchaser. Proof of original purchase is required.
- The warranty does not cover the damage caused by misuse, abuse or improper storage.
- In no event shall Amkette be responsible for any direct, incidental, consequential or other damages of any kind.

Please contact our Technical Support Line and/or send the defective product, postage pre-paid, together with the proof of purchase to our Customer Care Service Center to avail warranty service. Return postage will be paid by us.

### CUSTOMER CARE SERVICE CENTER

Amkette House, C-64/4, Okhla, Phase-II, New Delhi-110020

1800-11-0090 (Toll Free)  
(9:30 AM - 6:00 PM) Monday - Saturday

+91 9312891448  
(9:30 AM - 6:00 PM) Monday - Saturday

techsupport@amkette.in

For Hassle Free Service Register Your Product  
www.amkette.com/register

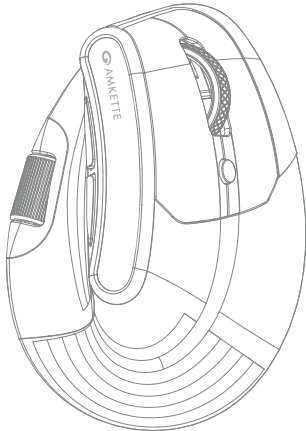
### XS SERIES

Smart · Simple · Superior



## NATURAL

Dual Scroll Rechargeable Bluetooth Mouse

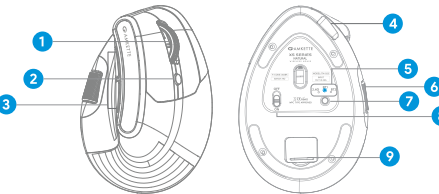


QUICK START GUIDE

### IN THE BOX



### KNOW YOUR MOUSE



- 1 Scroll Wheel
- 2 DPI Button
- 3 Forward/Backward Button
- 4 Type C Input
- 5 Mode Indicators
- 6 Horizontal Wheel
- 7 Mode Switch Button
- 8 ON/OFF Switch
- 9 USB Receptacle

The XS Series Natural is equipped with a frictionless thumb scroll for smooth and effortless side-scrolling.

### GETTING STARTED

- Fully charge the mouse using the included Type-C cable before first use.
- Turn ON the mouse using the switch at the bottom.
- The mouse will auto-connect to the last used device.
- To connect, use the mode switch button and follow the connection guide.

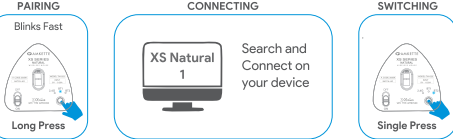
### CONNECTION GUIDE

**NOTE:** Before proceeding with the connection process, please ensure that the mouse is charged using the provided Type-C cable.

#### Connecting via Bluetooth

BT

You can connect up to 2 Bluetooth Devices simultaneously and seamlessly switch between them using the Mode Switch Button.

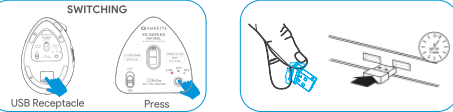


To Pair a second device, Switch to BT Device 2 repeat the Pairing and Connection process.

Follow the same steps in case you want to forget and pair your mouse to a new device.

#### Connecting via USB 2.4GHz

2.4G



To connect a new receiver, switch to wireless mode and hold the mode switch button until the light blinks.

### MULTI-MODE WIRELESS CONNECTIVITY

The XS Natural supports three connection modes:

- 2.4GHz Wireless – Ideal for desktops or laptops with USB-A ports
- Bluetooth 1 & Bluetooth 2 – Pair with tablets, laptops, or phones

Use the mode switch button (on the back) to toggle between devices:

- Red Light = 2.4GHz Mode
- Blue Light (1st blink) = Bluetooth 1
- Green Light (2nd blink) = Bluetooth 2



**NOTE:** The mouse remembers the last paired device in each mode for instant reconnection.

### ADJUSTING DPI (MOUSE SPEED)

Change your pointer speed instantly with the DPI button:

- Available DPI levels: 400 / 800 / 1600 (default) / 2400 / 3200
- Tap to cycle through levels – great for both fast navigation and precision tasks



### COMPATIBLE OS



Front

Back